



accoya®

COLOR

GREY

Decking
Installation Guide

TABLE OF CONTENTS

General Information	2
Safety.....	2
Storage.....	2
Planning	3
Deckboards.....	3
Color Variation.....	3
Available Sizes.....	3
Installation	4-5
Framework Options.....	4
Ventilation.....	4
System Partners.....	4
How To Install Accoya Color Decking.....	5
Caring For Your Deck	6
FAQS	6

GENERAL INFORMATION

IMPORTANT: Please read this entire install guide prior to installing your Accoya Color deck. It is recommended that you check with local building codes for any special requirements or restrictions. The drawings in this guide are for illustrations purposes only.

Accoya Color is not suitable for structural use. It must not be used for primary load-bearing members such as posts, joists, beams, or stringers. It is recommended to wear dust masks, gloves and eye protection devices to avoid possible irritation from sawdust and chips. Hands should be washed after construction work.

The system used must be designed to the specific project requirements, in accordance with all applicable building standards and regulations. The strength of the total system - spacing, number and type of fasteners required for the occurring wind load - must always be checked by a licensed professional. To the best of the knowledge and belief of Accsys Technologies the information contained in this document is in accordance with common building practice and is provided on the basis that Accsys Technologies and/or any of its affiliates, officers, employees or advisers are not liable for any loss or damage whatsoever in respect of the accuracy or completeness of such information or the result of having acted upon it.

ACCOYA COLOR® wood should always be installed and used in accordance with the written instructions and guidelines of Accsys Technologies and/or its agents (available upon request). Accsys Technologies accepts no liability for any defect, damage or loss that may occur where such written instructions and guidelines are not adhered to. No liability is accepted in relation to any coating, fastener or other product of a third party applied to ACCOYA COLOR® wood.

SAFETY

When working with wood on any construction project, proper care should be taken relative to PPE and tool management. Use of protective clothing, inclusive of safety glasses, dust masks and protective shoes are important. Further protection can be provided using gloves, hardhats and long-sleeve shirts. When working in confined areas, use of appropriate dust collection and management systems may be required.

STORAGE

Accoya Color is shipped from our factory in 56 (5/4) or 70 (4/4) piece units, wrapped with plastic straps with bolsters properly spaced and secured. Once the unit is open, it is important to provide support no less than every 60". Accoya Color should always be stored on a dry surface and should be protected from the elements.

PLANNING

DECK BOARDS

Accoya Color is a natural wood product that is subject to variations in shade and uniformity of color. Please note that there can be small less-colored areas within grade¹. While every piece of Accoya Color is colored from the surface to the core and is highly durable, please be aware that the product may look lighter or darker depending on the natural wood characteristics and the environment the product is used in. As with all wood decking, Accoya Color will require cleaning at least once a year. Fine cracks can appear on Accoya Color decking after installation as it starts to weather. Cracks are a natural phenomenon on wood and have no effect on its durability.

Color Variation

Appearance Grade

Accoya Color is produced from wood which is principally clear on the appearance face¹.

Color Life

Color life is least 3 to 4 times that of tropical hardwoods.

Differential Weathering

Weathering can vary across the deck boards and building elevations due to variation in sunlight and rain exposure. Accoya Color provides a durable and more uniform appearance through the range of weathering than other wood deck options.

It is advised to mix and match boards before installation to provide an aesthetically pleasing mix of shades.

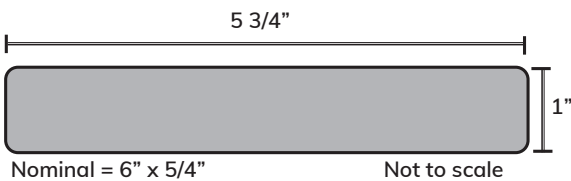


Tested at Accsys' Arnhem production plant site in The Netherlands

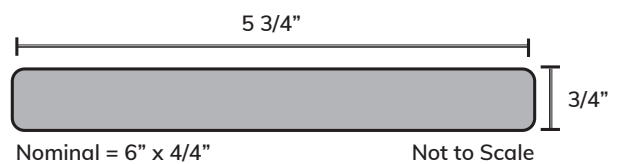
Available Sizes

Accoya Color Deck Board Sizes		
Size	Finished Deck Profile	Lengths
5/4 x 6"	1" x 5 3/4"	8ft, 10ft, 12ft, 14ft, 16ft
4/4 x 6"	3/4" x 5 3/4"	8ft, 10ft, 12ft, 14ft, 16ft

Finished Deck Profile 1



Finished Deck Profile 2



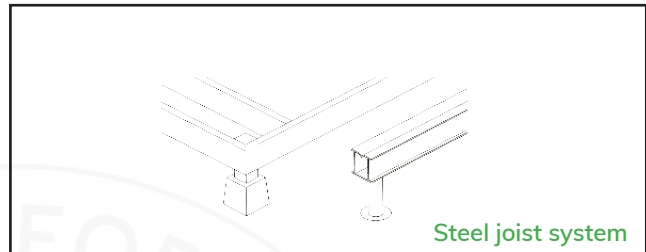
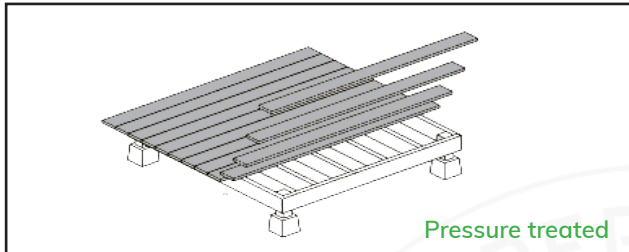
NOTE: The Prescriptive Residential Wood Deck Construction Guide from the American Wood Council provides code-compliant details for single level residential decks. A PDF download is available at www.awc.org.

¹Visit www.accoya.com for our Accoya Color grading specifications guide.

INSTALLATION

FRAMEWORK OPTIONS

Before installing your Accoya Color deck, you need to decide on your deck substructure. Materials and options include pressure treated wood joists or engineered steel joist systems. Always refer to manufacturer installation guides and local building codes prior to beginning your build.

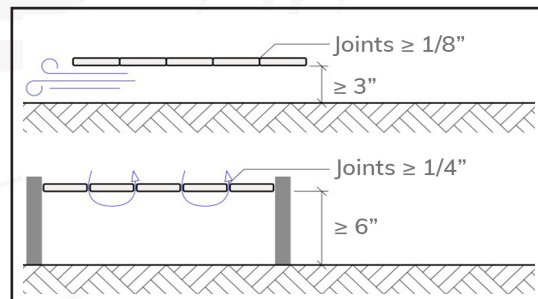


Select your material of choice for the decking substructure and determine the allowable span based off of the decking span table displayed below. If using pressure treated wood, you will need to lay a protective tape onto the joists to prevent possible leaching that may result in staining to the Accoya Color deck boards. If using a steel joist system, a protective tape across the full width of the joist and lipping the edge is required to prevent corrosion of the joist through contact with Accoya.

Decking Span Table (Inches)				
Thickness	Width	Edge Type	Deck or Floor Span	Stair Tread Span
3/4	5 3/4	1/8" radius	16	16
1	5 3/4	1/8" radius	24	24

Ventilation

You will also need to ensure that there is sufficient airflow around the deck. Like all decking materials, Accoya Color performs best when installed properly on a suitable frame and in a ventilated system, characterized by continuous ventilation beneath the decking boards. Minimum requirements are depicted opposite. The subsurface the decking is installed on should be sufficiently strong and rigid and with a slop of at least 2% (up to 5%).



SYSTEM PARTNERS

The following companies have informed Accsys of testing performed using their products on Accoya Color with good results. More information providing product information specific to their use with Accoya are available at www.accoya.com/products/decking/color-grey. Like with regular Accoya, there are many other options on the market that will also work well.



INSTALLATION (CONTINUED)

INSTALLING ACCOYA COLOR DECKING

Spacing Requirements

When working with Accoya Color it is important to follow spacing guidelines to allow small levels of movement and permit ventilation. Leaving a 1/8" gap or greater between boards ensures the best results for decks with ventilation around the perimeter. When there is no perimeter ventilation, spacing should be increased to 1/4".

For good practice it is recommended to leave a space between 3/16" to 3/8", between other construction elements – for example a brick wall.



Cutting

Accoya Color decking can be cut with conventional woodworking tools; for an optimal finish, a chop saw with a tungsten carbide blade with 60 or more teeth should be used. Any loose burrs can be removed with sandpaper. The color of Accoya goes right through the profile, so cut ends will have a consistent color.



Stainless Steel Fasteners


The Accoya Color decking boards need to be secured and you have a choice. A2 type 304 stainless steel edge deck fasteners are typically used for general applications. A4 type 316 stainless steel should be used for coastal exposure. To prevent end splitting, you will need to ensure that the fixing is placed with at least a 1" clearance to the end of the decking board, with a pre-drilled pilot hole through the board (at these ends). The boards can then be fastened with self-drilling screws.



Metal Work

Accoya Color grey is corrosive to steel and galvanized steel. All metal work used in construction of Accoya Color grey deck and in contact with Accoya should be stainless steel. Where stainless steel is not available, an isolation barrier should be used.

TIP: It is recommended to hose or brush off Accoya Color decking with water after installation to remove any fine dust particles which may transfer onto shoes or clothing.



NOTE: Accoya Color decking boards are easier on the installer. A 12-foot Ipe board weights 32lb, a composite board in the region of 27lb and an Accoya Color board 15lb, all on a 5/4 x 6 nominal basis. The ease of install doesn't end there, as Accoya boards are straighter and easier to fix than typical hardwood deck boards.

CARING FOR YOUR DECK

Accoya Color is non-toxic and therefore has no effect on resistance to surface molds and algae. Surface mold and algae may develop on the surface, particularly in shaded areas.

Accoya Color lends itself to easy maintenance with nothing more than a soft bristle brush and a bit of soapy water or store bought cleaning products followed by a good rinse of water. A quick cleaning in the Spring and again in the Fall should keep your investment beautiful for years to come. In damp environments, more frequent cleaning may be advised. Please avoid the use of high PH cleaners such as bleaches, as these can damage your Accoya Color deck or void your warranty.

Please never use a pressure washer to clean your wooden deck, as it can damage to the wood surface.



FAQS

Is Accoya Color non-toxic?

Yes. An organic pigment is used to color the deckboards. It is 100% recyclable.

Is Accoya Color stain resistant?

Accoya is a porous wood, and like other wood products can stain if product is spilled on it. Spills should be cleaned up as quickly as possible to minimize damage. Accoya Color is colored throughout the board thickness and surfaces can be sanded to remove surface stains.

Does Accoya Color decking need end sealer on cut ends?

Accoya is acetylated and colored the whole way through and therefore does not require sealed ends or touch up.

Is Accoya Color Grey barefoot-friendly?

Yes, Accoya Color is barefoot-friendly. It is smooth underfoot with the surface temperature of Accoya Color Grey being similar to weathered or coated Accoya of a similar color.

Do I need any coatings?

No coatings or oils are needed, meaning less maintenance overall.

Do I need to reapply the grey color?

No reapplication of coloring is needed.

How do you clean Accoya Color decking?

It is recommended that a soft bristled brush and warm, soapy water is used. High pH cleaning products should not be used to avoid negating the Accoya warranty.



COLOR

NOTES



COLOR

Accsys Technologies
Dallas, TX 75254
Customer Service: 972-233-6565

www.accoya.com

Retain this guide for future use.
Visit accoya.com for the most up-to-date installation requirements.